

NAME OF LISTED ENTITY: SARNIMAL INVESTMENT LIMITED  
 Share Holding Pattern Filed under: Reg. 31(1)(b) :  
 Share Holding Pattern : Quarter Ending 31-12-2015

| Declaration format need to displayed on NEAPS |  | Promoter & Promoter Group | Public | Non Promoter Non Public |
|---|--|---------------------------|--------|-------------------------|
| St. No.                                       | Particulars  | Yes/No                    | Yes/No | Yes/No                  |
| 1   | Whether the Listed Entity has issued any partly paid up shares?                        | NO                        | NO     | NO                      |
| 2   | Whether the Listed Entity has issued any Convertible Securities or Warrants?           | NO                        | NO     | NO                      |
| 3   | Whether the Listed Entity has any shares against which depository receipts are issued? | NO                        | NO     | NO                      |
| 4   | Whether the Listed Entity has any shares in locked-in?                                 | NO                        | YES    | NO                      |
| 5   | Whether any shares held by promoters are pledge or otherwise encumbered?               | NO                        | NO     | NO                      |
| 6   | Whether the Listed Entity has issued any Differential Voting Rights?                   | NO                        | NO     | NO                      |


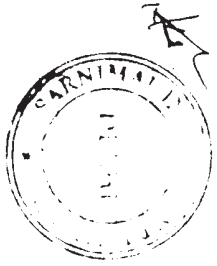


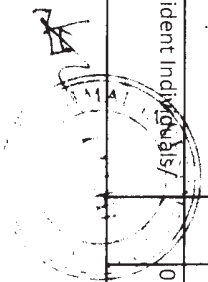
Table I - Summary Statement

| Category | Category of shareholder        | Nos. of share holders | No. of fully paid up equity shares held | No. of Partly paid-up equity shares | No. of shares underlying | Total nos. shares held (V)+(V)+(VI) | Share holding as a % of total no. of shares (VIII) | Number of Voting Rights held in each class of securities |                       | No. of Shares outstanding and | Share holding as a % of fully assuming | Number of Locked in shares | Number of Shares pledged or otherwise encumbered | Number of equity shares held in dematerialized form |          |
|----------|--------------------------------|-----------------------|---|-------------------------------------|--------------------------|-------------------------------------|--|--|-----------------------|-------------------------------|--|----------------------------|--|---|----------|
|          |                                |                       |   |                                     |                          |                                     |  | of Voting Rights   | Total as a % of Total |                               |  |                            |  |   | (IX)     |
|          |                                |                       |   |                                     |                          |                                     |  | Class eg: X  | eg: Y                 | Total                         |  | (a)                        | (b)  | (a)   | (b)      |
| (A)      | Promoter & Promoter Group      | 1                     | 2000                                    | 0                                   | 0                        | 2000                                | 0  | 0  | 0                     | 0                             | 0                                      | 0                          | 0  | 0   | 0        |
| (B)      | Public                         | 510                   | 44978000                                | 0                                   | 0                        | 44978000                            | 100  | 0  | 0                     | 0                             | 100                                    | 40980000                   | 91.11  | 0   | 0        |
| (C)      | Non Promoter- Non Public       | 0                     | 0                                       | 0                                   | 0                        | 0                                   | 0  | 0  | 0                     | 0                             | 0                                      | 0                          | 0  | 0   | 0        |
| (C1)     | Shares underlying DRS          | 0                     | 0                                       | 0                                   | 0                        | 0                                   | 0  | 0  | 0                     | 0                             | 0                                      | 0                          | 0  | 0   | 0        |
| (C2)     | Shares held by Employee Trusts | 0                     | 0                                       | 0                                   | 0                        | 0                                   | 0  | 0  | 0                     | 0                             | 0                                      | 0                          | 0  | 0   | 0        |
|          | <b>Total</b>                   | <b>511</b>            | <b>44980000</b>                         | <b>0</b>                            | <b>0</b>                 | <b>44980000</b>                     | <b>100</b>   | <b>0</b>   | <b>0</b>              | <b>0</b>                      | <b>100</b>                             | <b>40980000</b>            | <b>91.11</b>                                     | <b>0</b>  | <b>0</b> |



**Table II - Statement showing shareholding pattern of the Promoter and Promoter Group**

| Category and name of shareholder                                    | PAN | Nos. of shareholders | No. of fully paid up equity | No. of Partly paid-up equity | No. of shares underlying Depository Shares | Total nos. shares held | Shareholding % calculated as | Number of Voting Rights held in each class of securities | Total Voting Rights           | No. of Shares Underlying Outstanding | Shareholding %, as assumed | Number of Locked in Shares | Number of Shares pledged or otherwise encumbered | Number of shares |     |
|---|-----|----------------------|-----------------------------|------------------------------|--|------------------------|------------------------------|--|-------------------------------|--------------------------------------|----------------------------|----------------------------|--|------------------|-----|
|   |     |                      |                             |                              |  |                        |                              |  |                               |                                      |                            |                            |  |                  | (I) |
|   |     |                      |                             |                              |  |                        |                              |  | as a % of Total Voting Rights |                                      |                            | (a)                        | (b)  | (a)              | (b) |
| <b>1 Indian</b>   |     |                      |                             |                              |  |                        |                              |  |                               |                                      |                            |                            |  |                  |     |
| a Individuals/Hindu undivided Family                                |     | 1                    | 0                           | 0                            | 0  | 0                      | 0                            | 0  | 0                             | 0                                    | 0                          | 0                          | 0  | 0                | 0   |
| P K JAIN  |     | 1                    | 2000                        | 0                            | 0  | 2000                   | 0                            | 0  | 0                             | 0                                    | 0                          | 0                          | 0  | 0                | 0   |
| Central Government/ State Government(s)                             |     | 0                    | 0                           | 0                            | 0  | 0                      | 0                            | 0  | 0                             | 0                                    | 0                          | 0                          | 0  | 0                | 0   |
| Financial Institutions/ Banks                                       |     | 0                    | 0                           | 0                            | 0  | 0                      | 0                            | 0  | 0                             | 0                                    | 0                          | 0                          | 0  | 0                | 0   |
| Any Other (specify)   |     | 0                    | 0                           | 0                            | 0  | 0                      | 0                            | 0  | 0                             | 0                                    | 0                          | 0                          | 0  | 0                | 0   |
| <b>Sub-Total (A)(1)</b>   |     | 1                    | 2000                        | 0                            | 0  | 2000                   | 0                            | 0  | 0                             | 0                                    | 0                          | 0                          | 0  | 0                | 0   |
| Foreign Individuals (Non-Resident Individuals/ Foreign Individuals) |     | 0                    | 0                           | 0                            | 0  | 0                      | 0                            | 0  | 0                             | 0                                    | 0                          | 0                          | 0  | 0                | 0   |






**Table IIA - Unclaimed Details**

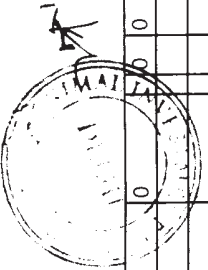
Details of shares which remains unclaimed may be given here along with details such as number of shareholders, outstanding shares held in demat/unclaimed suspense account, voting right which are frozen etc.  
data from Row No. 3  
Kindly start filling

| No. of Shareholders | No. of shares held |
|---------------------|--------------------|
| 0                   | 0                  |
|                     |                    |
|                     |                    |
|                     |                    |
|                     |                    |
|                     |                    |
|                     |                    |
|                     |                    |
|                     |                    |
|                     |                    |
|                     |                    |
|                     |                    |
|                     |                    |
|                     |                    |
|                     |                    |
|                     |                    |
|                     |                    |

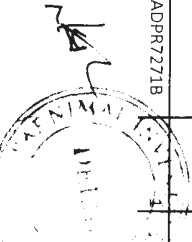


**Table III - Statement showing shareholding pattern of the Public shareholder**

| Category and name of shareholder                  | PAN  | Nos. of shareholders | No. of fully paid up equity shares held | No. of partly paid up shares | Total nos. shares held | Shareholding % calculate as per SCRR, 1957 As a % of | Number of Voting Rights held in each class of securities | No. of Shareholding assumed as a % of full conversion of | Number of locked in shares | Number of Shares pledged or otherwise encumbered |        | Number of equity shares held in dematerialized form |
|---|------|----------------------|---|------------------------------|------------------------|--|--|--|----------------------------|--|--------|---|
|   |      |                      |   |                              |                        |  |  |  |                            | (a)  | (b)    |   |
| (I)   | (II) | (III)                | (IV)                                    | (V)                          | (VI) = (IV) + (V)      | (VIII)   | (IX) Cla<br>(X) Cla<br>(XI) Cla<br>Total                 | (XII)  | (a)                        | (b)  | (XIII) | (XIV)   |
| <b>1</b> Institutions                             |      |                      |   |                              |                        |  |  |  |                            |  |        |   |
| <b>a</b> Mutual Funds/                            |      |                      | 0                                       | 0                            | 0                      | 0  | 0  | 0  | 0                          | 0  | 0      | 0   |
| <b>b</b> Venture Capital                          |      |                      | 0                                       | 0                            | 0                      | 0  | 0  | 0  | 0                          | 0  | 0      | 0   |
| <b>c</b> Alternate Investment                     |      |                      | 0                                       | 0                            | 0                      | 0  | 0  | 0  | 0                          | 0  | 0      | 0   |
| <b>d</b> Foreign Venture Capital Investors        |      |                      | 0                                       | 0                            | 0                      | 0  | 0  | 0  | 0                          | 0  | 0      | 0   |
| <b>e</b> Foreign Portfolio Investors              |      |                      | 0                                       | 0                            | 0                      | 0  | 0  | 0  | 0                          | 0  | 0      | 0   |
| <b>f</b> Financial Institutions/ Banks            |      |                      | 0                                       | 0                            | 0                      | 0  | 0  | 0  | 0                          | 0  | 0      | 0   |
| <b>g</b> Insurance Companies                      |      |                      | 0                                       | 0                            | 0                      | 0  | 0  | 0  | 0                          | 0  | 0      | 0   |
| <b>h</b> Provident Funds/ Pension Funds           |      |                      | 0                                       | 0                            | 0                      | 0  | 0  | 0  | 0                          | 0  | 0      | 0   |
| <b>i</b> Any Other (specify)                      |      |                      | 0                                       | 0                            | 0                      | 0  | 0  | 0  | 0                          | 0  | 0      | 0   |
| <b>Sub-Total (B)(1)</b>                           |      |                      | 0                                       | 0                            | 0                      | 0  | 0  | 0  | 0                          | 0  | 0      | 0   |
| <b>2</b> Central Government/ State Government(s)/ |      |                      | 0                                       | 0                            | 0                      | 0  | 0  | 0  | 0                          | 0  | 0      | 0   |
| <b>Sub-Total (B)(2)</b>                           |      |                      | 0                                       | 0                            | 0                      | 0  | 0  | 0  | 0                          | 0  | 0      | 0   |



| 3 | Non-institutions   |             |          |         |          |         |      |   |   |   |       |          |       |    |   |  |  |  |  |          |          |
|---|--|-------------|----------|---------|----------|---------|------|---|---|---|-------|----------|-------|----|---|--|--|--|--|----------|----------|
| a | Individuals -  |             |          |         |          |         |      |   |   |   |       |          |       |    |   |  |  |  |  |          |          |
|   | i. Individual shareholders holding nominal share capital upto Rs. 2 lakhs          |             |          |         |          |         |      |   |   |   |       |          |       |    |   |  |  |  |  |          |          |
|   | ii. Individual shareholders holding nominal share capital in excess of Rs. 2 lakhs |             |          |         |          |         |      |   |   |   |       |          |       |    |   |  |  |  |  |          |          |
|   |  | 445         | 17316000 | 0       | 17316000 | 38.5    | 0    | 0 | 0 | 0 | 38.5  | 15005000 | 33.36 |    | 0 |  |  |  |  | 15613000 |          |
|   |  | 60          | 27397000 | 0       | 27397000 | 60.91   | 0    | 0 | 0 | 0 | 60.91 | 25725000 | 57.19 | NA |   |  |  |  |  |          | 25725000 |
|   | RUCHI GUPTA  | AIDPG8719M  | 1        | 1250000 | 0        | 1250000 | 2.78 |   |   |   | 2.78  | 1250000  | 2.78  | NA |   |  |  |  |  |          | 1250000  |
|   | DINESH KUMAR GUPTA   | AEPG3325C   | 1        | 1250000 | 0        | 1250000 | 2.78 |   |   |   | 2.78  | 1250000  | 2.78  | NA |   |  |  |  |  |          | 1250000  |
|   | LAKSHMI CHAND  | AABHL5247F  | 1        | 1000000 | 0        | 1000000 | 2.22 |   |   |   | 2.22  | 1000000  | 2.22  | NA |   |  |  |  |  |          | 1000000  |
|   | KIRAN MAKRANI  | AAAPM6524F  | 1        | 875000  | 0        | 875000  | 1.95 |   |   |   | 1.95  | 875000   | 1.95  | NA |   |  |  |  |  |          | 875000   |
|   | SANDIP MEHRA   |             | 1        | 750000  | 0        | 750000  | 1.67 |   |   |   | 1.67  | 0        | 0.00  | NA |   |  |  |  |  |          | 0        |
|   | AKSHAT AGRAWAL   | AWZPA2686F  | 1        | 700000  | 0        | 700000  | 1.56 |   |   |   | 1.56  | 700000   | 1.56  | NA |   |  |  |  |  |          | 700000   |
|   | SEEMA AGARWAL  | AHSPA8420F  | 1        | 700000  | 0        | 700000  | 1.56 |   |   |   | 1.56  | 700000   | 1.56  | NA |   |  |  |  |  |          | 700000   |
|   | MANISH YADAV   | A8MPY993B   | 1        | 700000  | 0        | 700000  | 1.56 |   |   |   | 1.56  | 700000   | 1.56  | NA |   |  |  |  |  |          | 700000   |
|   | SHASHI YADAV   | AAAPY8137C  | 1        | 700000  | 0        | 700000  | 1.56 |   |   |   | 1.56  | 700000   | 1.56  | NA |   |  |  |  |  |          | 700000   |
|   | SANJEEV AGARWAL  | ACJPA1119K  | 1        | 625000  | 0        | 625000  | 1.39 |   |   |   | 1.39  | 625000   | 1.39  | NA |   |  |  |  |  |          | 625000   |
|   | NARENDER MAKRANI   | AAEHNS737K  | 1        | 625000  | 0        | 625000  | 1.39 |   |   |   | 1.39  | 625000   | 1.39  | NA |   |  |  |  |  |          | 625000   |
|   | RAVI MALIK   | AGBPM2554Q  | 1        | 600000  | 0        | 600000  | 1.33 |   |   |   | 1.33  | 600000   | 1.33  | NA |   |  |  |  |  |          | 600000   |
|   | RIDHIMA MALIK  | CMAPM7726D  | 1        | 500000  | 0        | 500000  | 1.11 |   |   |   | 1.11  | 500000   | 1.11  | NA |   |  |  |  |  |          | 500000   |
|   | Mahesh Kumar   | BCTPK08898  | 1        | 500000  | 0        | 500000  | 1.11 |   |   |   | 1.11  | 500000   | 1.11  | NA |   |  |  |  |  |          | 500000   |
|   | HETESH MALIK   | AAVPM7184M  | 1        | 500000  | 0        | 500000  | 1.11 |   |   |   | 1.11  | 500000   | 1.11  | NA |   |  |  |  |  |          | 500000   |
|   | Pawan Kumar Agarwal  | APUPA5630F  | 1        | 500000  | 0        | 500000  | 1.11 |   |   |   | 1.11  | 500000   | 1.11  | NA |   |  |  |  |  |          | 500000   |
|   | ARYAN JAIN   | AMAPJ7506Q  | 1        | 500000  | 0        | 500000  | 1.11 |   |   |   | 1.11  | 500000   | 1.11  | NA |   |  |  |  |  |          | 500000   |
|   | SHIKHA AGGARWAL  | AJSPA9744J  | 1        | 500000  | 0        | 500000  | 1.11 |   |   |   | 1.11  | 500000   | 1.11  | NA |   |  |  |  |  |          | 500000   |
|   | RAJ RANI MULLICK   | AHWPM1193M  | 1        | 500000  | 0        | 500000  | 1.11 |   |   |   | 1.11  | 500000   | 1.11  | NA |   |  |  |  |  |          | 500000   |
|   | SURAJ PRAKASH MULLICK  | ADDPMS9544P | 1        | 500000  | 0        | 500000  | 1.11 |   |   |   | 1.11  | 500000   | 1.11  | NA |   |  |  |  |  |          | 500000   |
|   | POONAM YADAV   | ABPPY3991E  | 1        | 500000  | 0        | 500000  | 1.11 |   |   |   | 1.11  | 500000   | 1.11  | NA |   |  |  |  |  |          | 500000   |
|   | VINOD KUMAR RAOJORA  | AAUPR1116N  | 1        | 500000  | 0        | 500000  | 1.11 |   |   |   | 1.11  | 500000   | 1.11  | NA |   |  |  |  |  |          | 500000   |
|   | RENU MALIK   | AAAMP3351J  | 1        | 500000  | 0        | 500000  | 1.11 |   |   |   | 1.11  | 500000   | 1.11  | NA |   |  |  |  |  |          | 500000   |
|   | MANOHAR LAL MAKRANI HUF  | AAJHM3148L  | 1        | 500000  | 0        | 500000  | 1.11 |   |   |   | 1.11  | 500000   | 1.11  | NA |   |  |  |  |  |          | 500000   |
|   | NAVIJEEET SINGH SOBTI HUF  | AAEFNO839N  | 1        | 500000  | 0        | 500000  | 1.11 |   |   |   | 1.11  | 500000   | 1.11  | NA |   |  |  |  |  |          | 500000   |
|   | INDU RAJ   | AAAPR7271B  | 1        | 500000  | 0        | 500000  | 1.11 |   |   |   | 1.11  | 500000   | 1.11  | NA |   |  |  |  |  |          | 500000   |



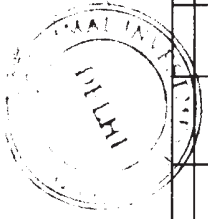
|  |            |     |          |   |          |      |  |  |  |   |      |         |      |    |  |          |
|--|------------|-----|----------|---|----------|------|--|--|--|---|------|---------|------|----|--|----------|
| PRITI MAKRANI  | AAAPM3121A | 1   | 500000   | 0 | 500000   | 1.11 |  |  |  | 0 | 1.11 | 500000  | 1.11 | NA |  | 500000   |
| MANOHAR LAL MAKRANI                                    | AAAPL0436H | 1   | 500000   | 0 | 500000   | 1.11 |  |  |  | 0 | 1.11 | 500000  | 1.11 | NA |  | 500000   |
| OM PRAKASH MAKRANI                                     | AAAH08415M | 1   | 500000   | 0 | 500000   | 1.11 |  |  |  | 0 | 1.11 | 500000  | 1.11 | NA |  | 500000   |
| HUF  |            |     |          |   |          |      |  |  |  |   |      |         |      |    |  |          |
| OTHERS   |            | 31  | 9122000  |   | 9122000  |      |  |  |  |   |      |         |      |    |  |          |
| NBFCs registered with RBI                              |            |     | 0        | 0 |          |      |  |  |  | 0 | 0    | 0       |      |    |  | 0        |
| Employee Trusts  |            |     | 0        | 0 |          |      |  |  |  | 0 | 0    | 0       |      |    |  | 0        |
| Overseas Depositories (holding DRs) (balancing figure) |            |     | 0        | 0 |          |      |  |  |  | 0 | 0    | 0       |      |    |  | 0        |
| Any Other (specify)                                    |            | 5   | 265000   | 0 | 265000   | 0.59 |  |  |  | 0 | 0.59 | 250000  | 0.56 | NA |  | 250000   |
| Bodies Corporate                                       |            |     |          |   |          |      |  |  |  |   |      |         |      |    |  |          |
| S.K.P. METAL SALES PRIVATE LIMITED                     | AALCS4194D |     | 100000   | 0 | 100000   | 0.22 |  |  |  | 0 | 0.22 | 100000  | 0.22 | NA |  | 100000   |
| S.K GOEL CONSULTANCY LLP                               | ACPFS8178L |     | 75000    | 0 | 75000    | 0.17 |  |  |  | 0 | 0.17 | 75000   | 0.17 | NA |  | 75000    |
| S.L.G ENTERPRISES LLP                                  | ACPFS4413C |     | 75000    | 0 | 75000    | 0.17 |  |  |  | 0 | 0.17 | 75000   | 0.17 | NA |  | 75000    |
| INVESTOR CAMP PVT LTD                                  |            |     | 8000     | 0 | 8000     | 0.02 |  |  |  | 0 | 0.02 | 0       | 0.00 | NA |  | 0        |
| AGLOW FINANCIAL SERVICES P LTD                         |            |     | 7000     | 0 | 7000     | 0.02 |  |  |  | 0 | 0.02 | 0       | 0.00 | NA |  | 0        |
| Sub-Total (B)(3)                                       |            | 510 | 44978000 | 0 | 44978000 | 100  |  |  |  | 0 | 100  | 4.1E+07 | 91.1 | NA |  | 41588000 |
| Total Public Shareholding (B) = (B)(1)+(B)(2)+(B)(3)   |            | 510 | 44978000 | 0 | 44978000 | 100  |  |  |  | 0 | 100  | 4.1E+07 | 91.1 | NA |  | 41588000 |





TABLE IIIA - Person Acting in Concert

| Category and name of shareholder | PAN                     | Nos. of shares held | No. of fully paid shares | No. of partially paid shares | Total shares | Class of Voting Rights<br>eg: Xs eg: y Total | Number of Voting Rights held in each class | No. of Shares of olding, as a % | Number of Locked in shares | Number of Shares pledged or | Number of equity shares held in dematerialized |     |      |
|----------------------------------|-------------------------|---------------------|--------------------------|------------------------------|--------------|--|--|---------------------------------|----------------------------|-----------------------------|--|-----|------|
|                                  |                         |                     |                          |                              |              |  |  |                                 |                            |                             |  | (I) | (II) |
| 1                                | Institutions            |                     |                          |                              |              |  |  |                                 |                            |                             |  |     |      |
| a                                | Mutual Funds/           |                     | 0                        | 0                            | 0            |  | 0  | 0                               | 0                          | 0                           | 0  |     |      |
| b                                | Venture Capital Funds   |                     | 0                        | 0                            | 0            |  | 0  | 0                               | 0                          | 0                           | 0  |     |      |
| c                                | Alternate Investment    |                     | 0                        | 0                            | 0            |  | 0  | 0                               | 0                          | 0                           | 0  |     |      |
| d                                | Foreign Venture         |                     | 0                        | 0                            | 0            |  | 0  | 0                               | 0                          | 0                           | 0  |     |      |
| e                                | Foreign Portfolio       |                     | 0                        | 0                            | 0            |  | 0  | 0                               | 0                          | 0                           | 0  |     |      |
| f                                | Financial Institutions/ |                     | 0                        | 0                            | 0            |  | 0  | 0                               | 0                          | 0                           | 0  |     |      |
| g                                | Insurance Companies     |                     | 0                        | 0                            | 0            |  | 0  | 0                               | 0                          | 0                           | 0  |     |      |
| h                                | Provident Funds/        |                     | 0                        | 0                            | 0            |  | 0  | 0                               | 0                          | 0                           | 0  |     |      |
| i                                | Any Other (specify)     |                     | 0                        | 0                            | 0            |  | 0  | 0                               | 0                          | 0                           | 0  |     |      |
|                                  | <b>Sub-Total (B)(1)</b> |                     | 0                        | 0                            | 0            |  | 0  | 0                               | 0                          | 0                           | 0  |     |      |
| 2                                | Central Government/     |                     | 0                        | 0                            | 0            |  | 0  | 0                               | 0                          | 0                           | 0  |     |      |
|                                  | <b>Sub-Total (B)(2)</b> |                     | 0                        | 0                            | 0            |  | 0  | 0                               | 0                          | 0                           | 0  |     |      |
| 3                                | Non-institutions        |                     |                          |                              |              |  |  |                                 |                            |                             |  |     |      |
| a                                | Individuals -           |                     | 0                        | 0                            | 0            |  | 0  | 0                               | 0                          | 0                           | 0  |     |      |
|                                  | i. Individual           |                     | 0                        | 0                            | 0            |  | 0  | 0                               | 0                          | 0                           | 0  |     |      |



24

|   |                                     |   |   |   |   |   |   |   |   |   |   |   |   |   |   |   |   |   |   |   |
|---|-------------------------------------|---|---|---|---|---|---|---|---|---|---|---|---|---|---|---|---|---|---|---|
|   | ii. Individual shareholders holding | 0 | 0 | 0 | 0 | 0 | 0 | 0 | 0 | 0 | 0 | 0 | 0 | 0 | 0 | 0 | 0 | 0 | 0 | 0 |
| b | NBFCs registered with RBI           | 0 | 0 | 0 | 0 | 0 | 0 | 0 | 0 | 0 | 0 | 0 | 0 | 0 | 0 | 0 | 0 | 0 | 0 | 0 |
| c | Employee Trusts                     | 0 | 0 | 0 | 0 | 0 | 0 | 0 | 0 | 0 | 0 | 0 | 0 | 0 | 0 | 0 | 0 | 0 | 0 | 0 |
| d | Overseas Depositories               | 0 | 0 | 0 | 0 | 0 | 0 | 0 | 0 | 0 | 0 | 0 | 0 | 0 | 0 | 0 | 0 | 0 | 0 | 0 |
| e | Any Other (specify)                 | 0 | 0 | 0 | 0 | 0 | 0 | 0 | 0 | 0 | 0 | 0 | 0 | 0 | 0 | 0 | 0 | 0 | 0 | 0 |
|   | Sub-Total (B)(3)                    | 0 | 0 | 0 | 0 | 0 | 0 | 0 | 0 | 0 | 0 | 0 | 0 | 0 | 0 | 0 | 0 | 0 | 0 | 0 |
|   | Total Public                        | 0 | 0 | 0 | 0 | 0 | 0 | 0 | 0 | 0 | 0 | 0 | 0 | 0 | 0 | 0 | 0 | 0 | 0 | 0 |



Table IV - NP-NP Shareholding

| Category and name of shareholder                | PAN | Nos. of shareholders | No of fully paid up equity shares held | No. of Partly paid-up equity shares held | No. of shares held | Total nos. share held | Share holding % calculated as per SCRR, 1957 As a % of (A+B+C2) | Number of Voting Rights held in each class of securities | No of Voting Rights |       | No. of Shares held | Shares Underlying Outstanding, as a % of converting full convertible securities (including in of Warrants) | Number of Locked in shares | Number of Shares pledged or otherwise encumbered |          | Number of equity shares held in dematerialized form |
|---|-----|----------------------|--|--|--------------------|-----------------------|---|--|---------------------|-------|--------------------|--|----------------------------|--|----------|---|
|   |     |                      |  |  |                    |                       |   |  | Class eg            | Total |                    |  |                            | (a)  | As a (b) |   |
| 1   |     | 0                    | 0                                      | 0  | 0                  | 0                     | 0   |  |                     |       | 0                  | 0  |                            |  | 0        |   |
| Custodian/DR Holder                             |     |                      |  |  |                    |                       |   |  |                     |       |                    |  |                            |  |          |   |
| 2   |     | 0                    | 0                                      | 0  | 0                  | 0                     | 0   |  |                     |       | 0                  | 0  |                            |  | 0        |   |
| Employee Benefit Trust (under SEBI (Share based |     |                      |  |  |                    |                       |   |  |                     |       |                    |  |                            |  |          |   |
| Total Non-Promoter - N                          | 0   | 0                    | 0                                      | 0  | 0                  | 0                     | 0   | 0  | 0                   | 0     | 0                  | 0  | 0                          | 0  | 0        |   |

